BUILDING PART REFERENCE
1x in Segmentdeur

ASSEMBLY REFERENCE
1x in 30-3001

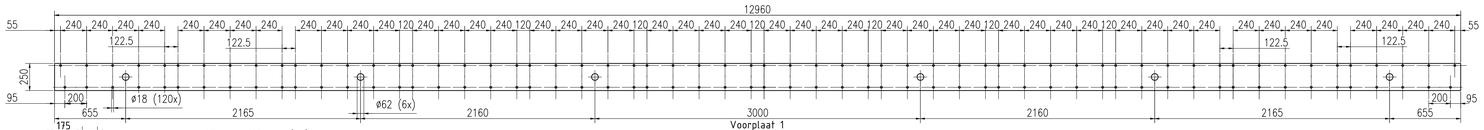

Voorplaat 1
scale (1:20)

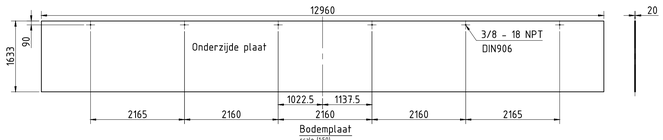

Bodemplaat
scale (1:50)

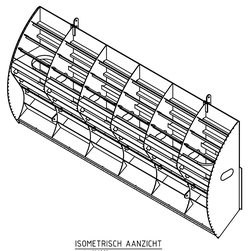

ISOMETRISCH AANZICHT
scale (1:100)
Huidplaat transparant

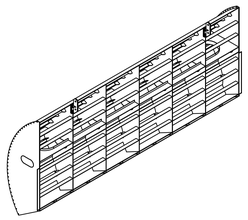

ISOMETRISCH AANZICHT
scale (1:100)
Huidplaat transparant

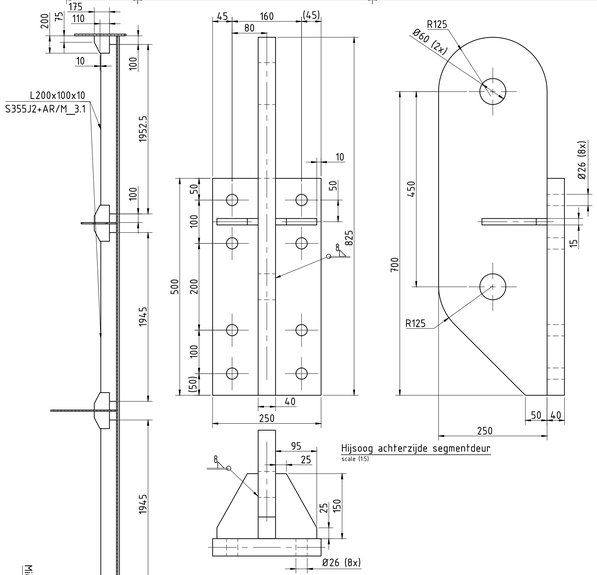

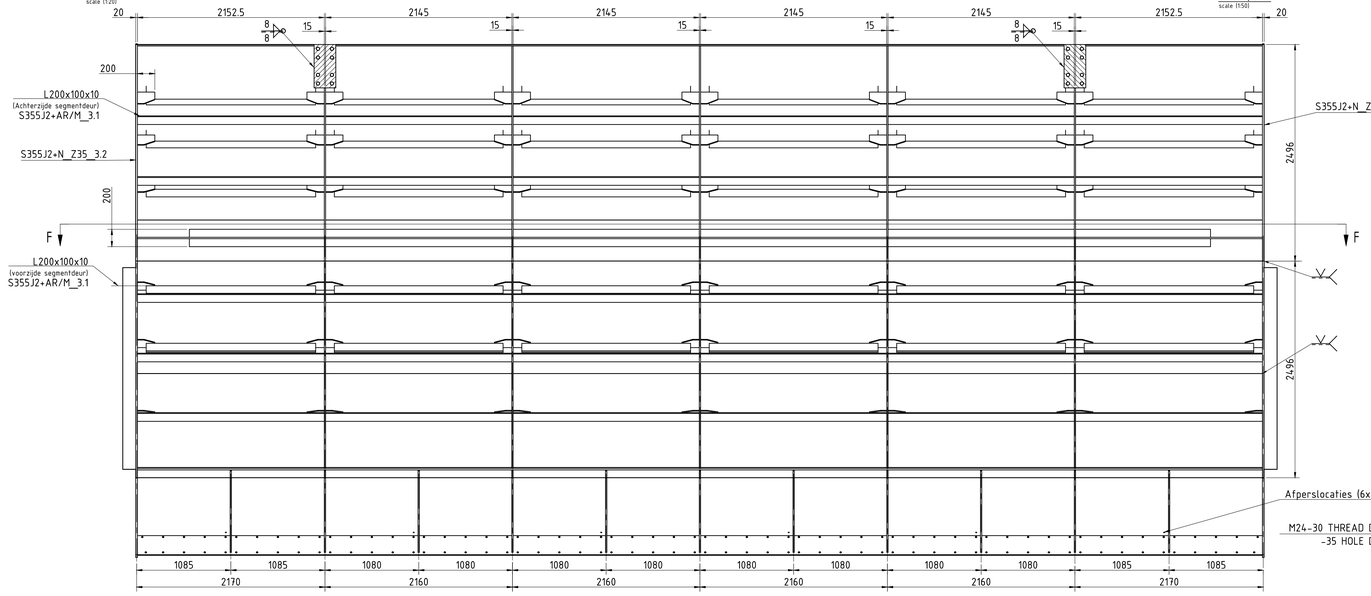

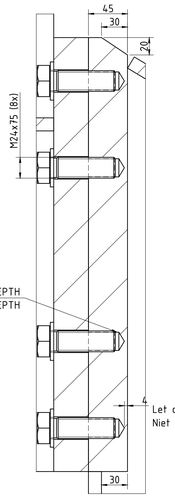

DETAIL G
scale (1:2.5)

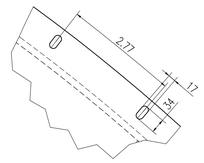

DETAIL I
scale (1:5)

Middels stelplaat verbonden aan dwarsschot

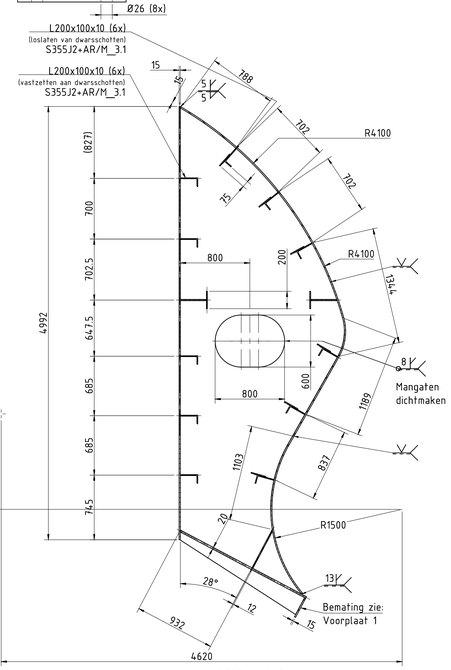

SECTION E-E
scale (1:25)

SECTION B-B
scale (1:25)

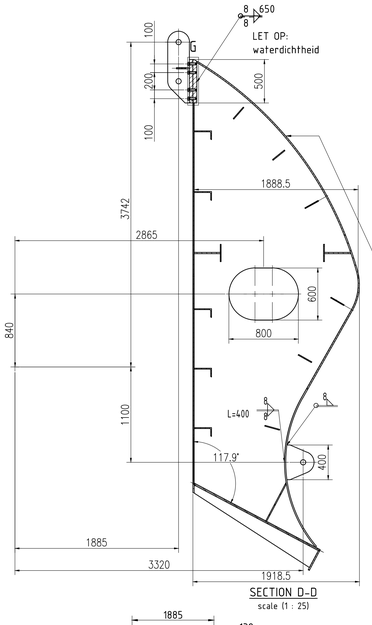

SECTION D-D
scale (1:25)

SECTION A-A
Achteraanzicht
scale (1:25)

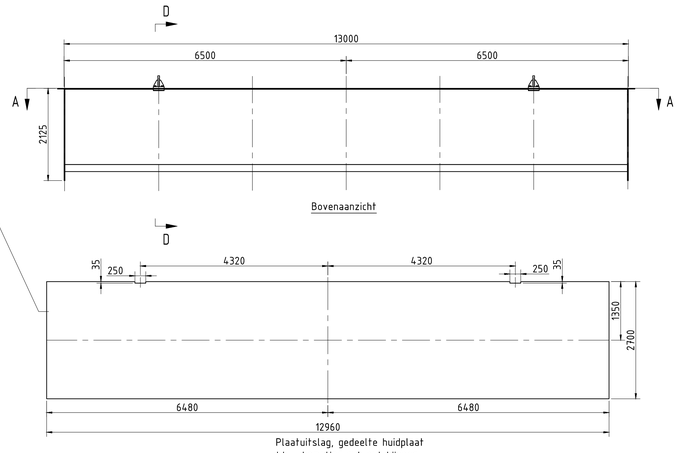

Bovenaanzicht

Plaatuitslag, gedeelte huidplaat
t.b.v. bemating cut-out hijsoog
Huidplaat is een gebogen plaat

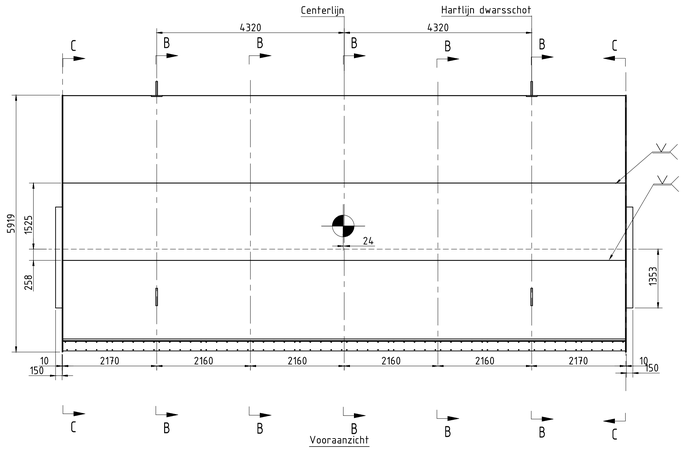

Vooraanzicht

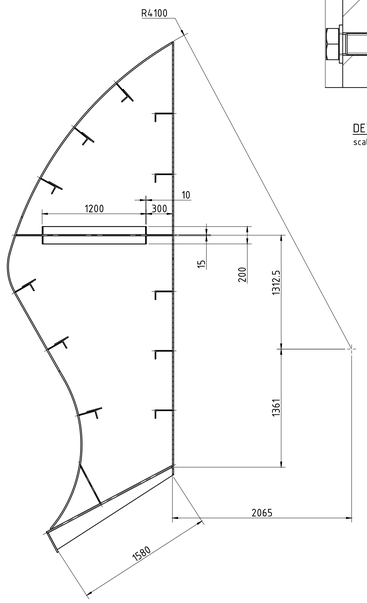

SECTION C-C
scale (1:25)

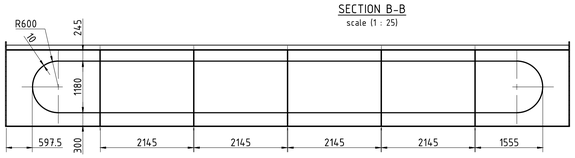

SECTION F-F
scale (1:50)

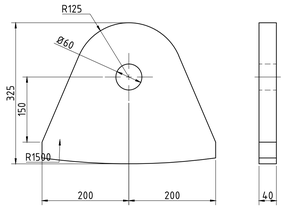

Hijsoog voorzijde segmentdeur

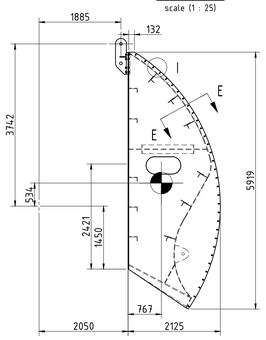

WELD SPECIFICATION:

-ALL WELDS DOUBLE FILLET a=5 UNLESS OTHERWISE SPECIFIED.
-ALL FILLET WELD VALUES REPRESENT THE THROAT THICKNESS = a

Additional text to weld numbers:
(TF) = TOP FLANGE (NS) = NEAR SIDE
(W) = WEB
(BF) = BOTTOM FLANGE (FS) = FAR SIDE

GENERAL NOTES:

Algemene opmerkingen zie tekening: 00-1040

Materiaalkwaliteit (tenzij anders vermeld):
t ≤ 40mm: S355J2+N_3.2
40mm < t ≤ 80mm: S355K2+N_3.2

Rev.	Date	Drawn	Checked	Description
A	29-1-2019	MvdW	TER	First issue

HOLLANDIA INFRA
Hollandia Infra b.v.
P.O. Box 12
2920AA Krimpen a/d IJssel
Phone: +31 (0) 180-540 540
Fax: +31 (0) 180-519 956

No part of this drawing may be Reproduced in any form by print, photograhf or used in any other way without written permission from Hollandia Infra b.v.

Client : L2T

Project : Sluis Eefde

Title : Segmentdeur Kerende wand

R is as drawn, L is opp. hand.
Projection:
Units: mm
Geometric tolerances acc. to EN 1090-2 annex D
Welding symbols acc. to EN 22553

	Date	Initials	Scale	File name	REV.
Drawn	14-6-2018	MvdW	1 : 50	33869-30-3020	A
Status	Released		Format A0		