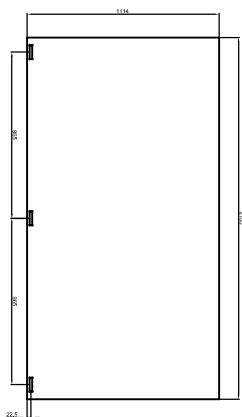
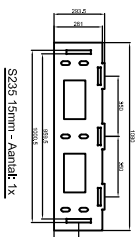


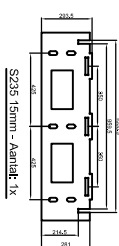
S235 20mm - Anzahl: 1x



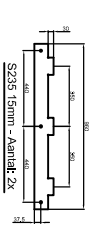
S235 20mm - Anzahl: 1x



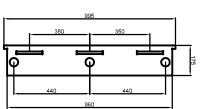
S235 15mm - Anzahl: 1x



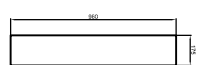
S235 15mm - Anzahl: 1x



S235 15mm - Anzahl: 2x



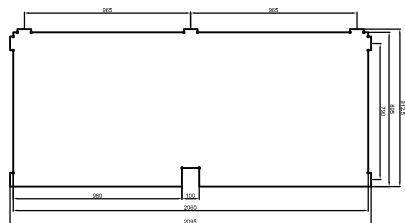
S235 15mm - Anzahl: 2x



S235 15mm - Anzahl: 10x

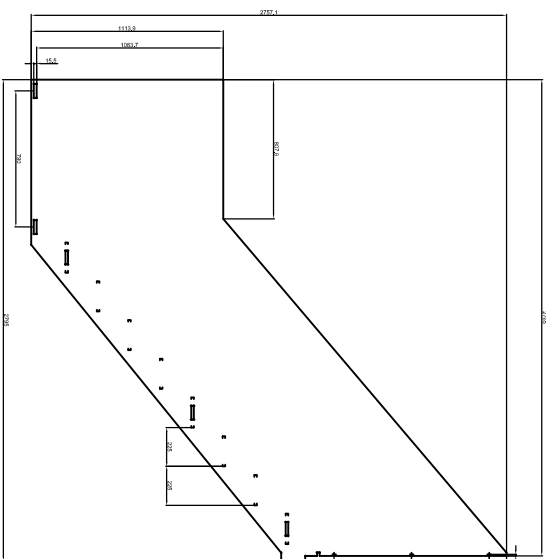


S235 15mm - Anzahl: 6x

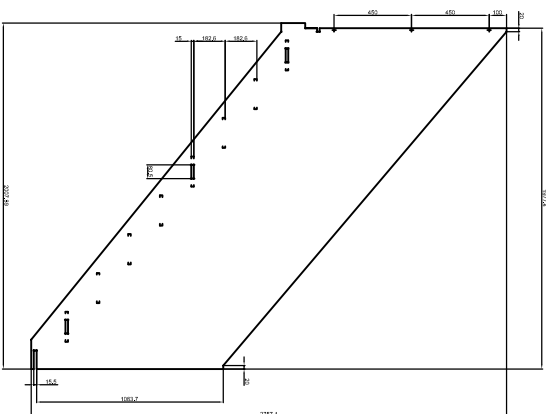


S235 15mm - Anzahl: 1x

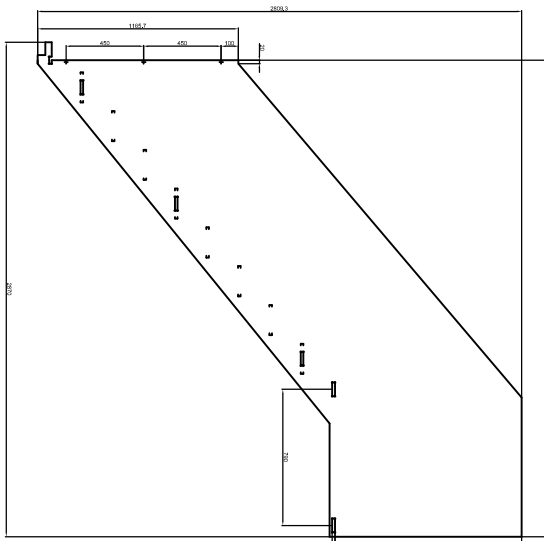
Platwerk Stüpfblech



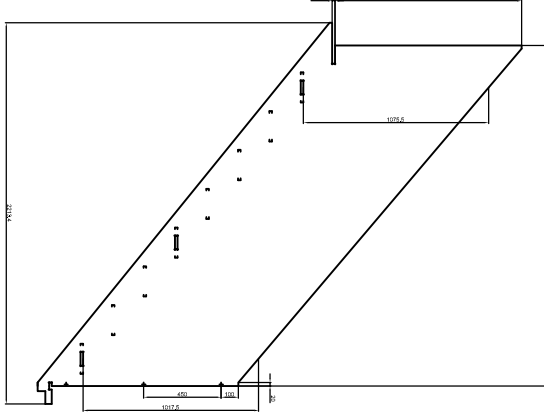
S235 20mm - Anzahl: 1x



S235 20mm - Anzahl: 1x



S235 20mm - Anzahl: 1x



S235 20mm - Anzahl: 1x

