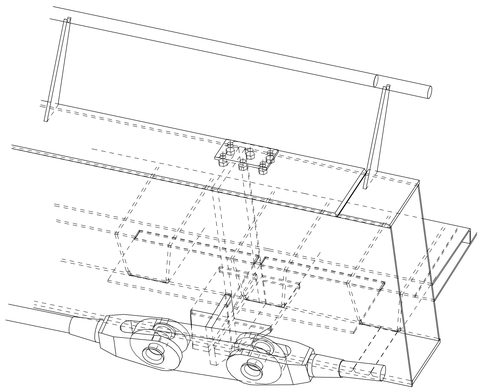

STRAMIEN

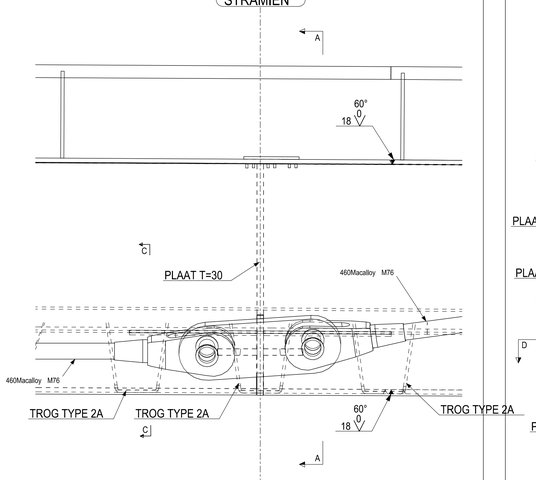

DETAIL OP AS F EN G
1:10

DOORSNEDE A-A B-B C-C D-D

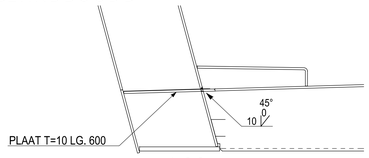

dsn C - C
1:10

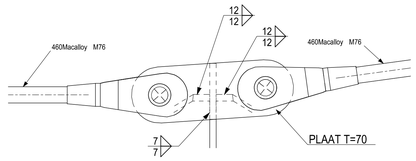

dsn B - B
1:10

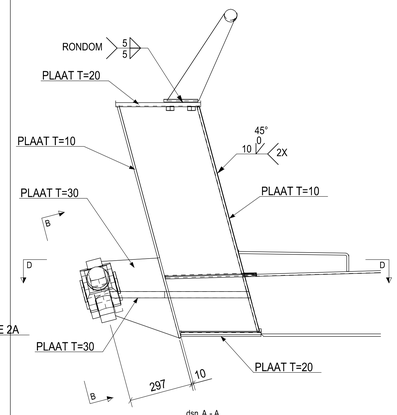

dsn A - A
1:10

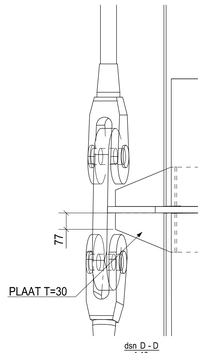

dsn D - D
1:10

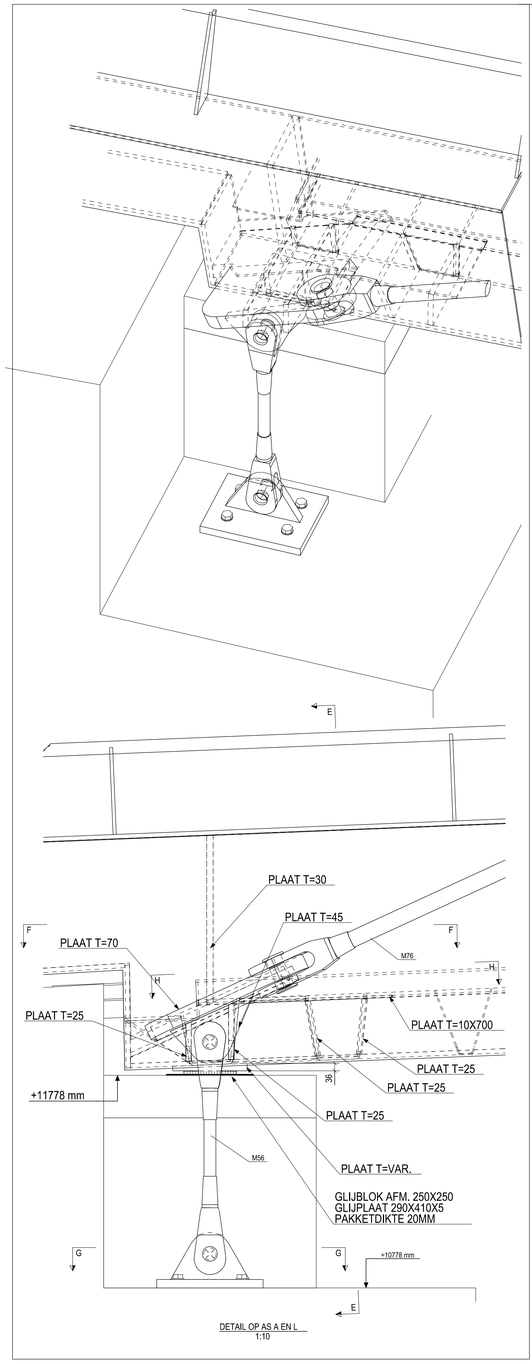

DETAIL OP AS A EN L
1:10

DOORSNEDE E-E F-F G-G H-H

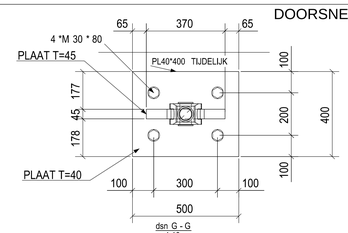

dsn G - G
1:10

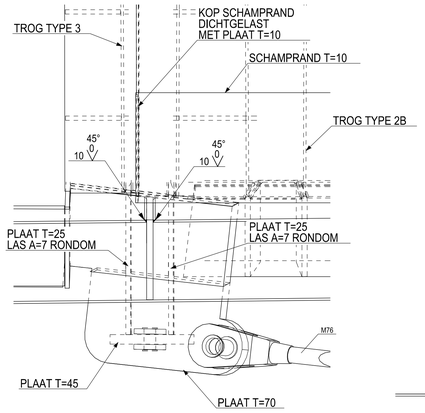

dsn F - F
1:10

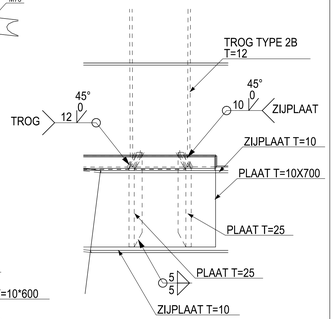

dsn H - H
1:10

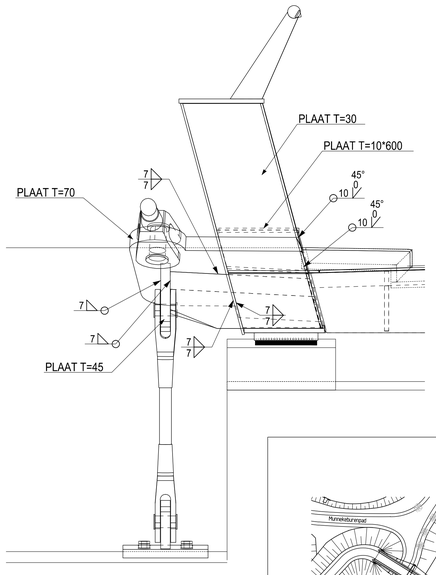

dsn E - E
1:10

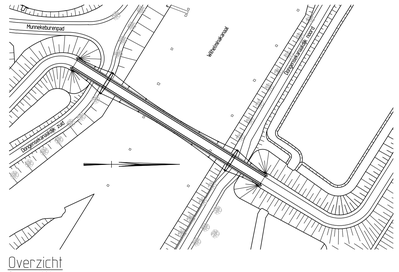

Overzicht
Schaal 1:1000

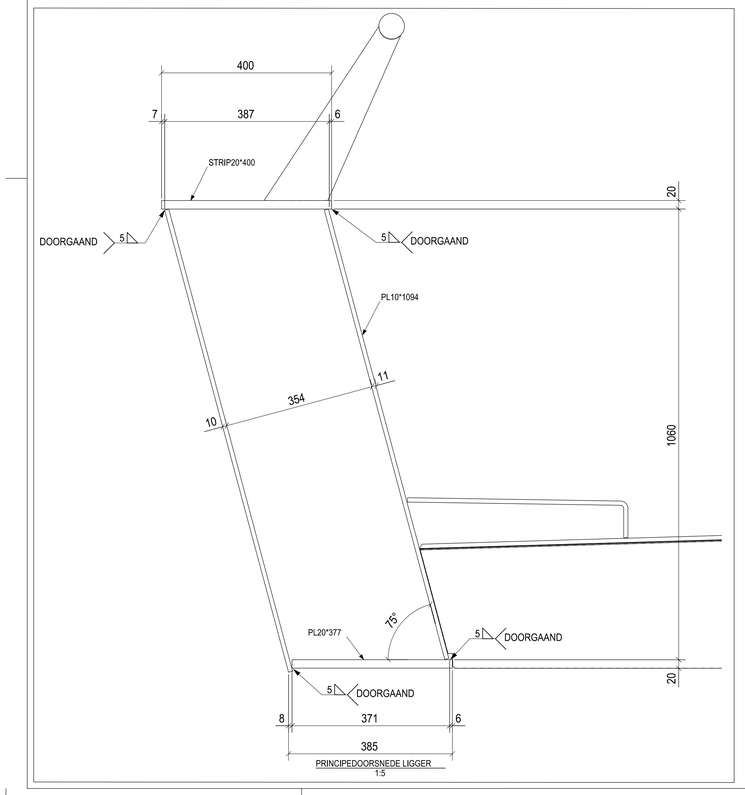

PRINCIPEDOORSNEDE LIGGER
1:5

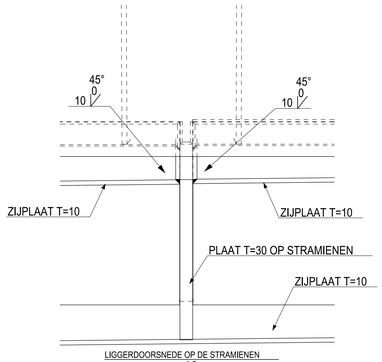

LIGGERDOORSNEDE OP DE STRAMIENEN
1:5

Opmerkingen:

Maten in mm
Hoogtemaatvoering in mm t.o.v. N.A.P.
Coördinaten in mm t.o.v. Rd stelsel
Hoeken in 360 gradenstelsel tenzij anders aangegeven
Staalkwaliteit S355JR tenzij anders aangegeven
Stangen Macalloy 460
Lassen a=5 tenzij anders vermeld - kettinglassen is niet toegestaan
Lassen vlakslijpen - n.t.b. in nauw overleg met architect
Tekening alleen bestemd voor staal - getekend beton is indicatief

1.0	30-09-2013	AS BUILT	CWi		GJN	
Versie	Datum	Omschrijving	Getekend	Par.	Gecontr.	Par.

Opdrachtnemer: DURA VERMEER Waarmaken van ambities

Bestelknr.:	93941542
Werknr.:	7023
Schaal:	zie tek.
Formaat	A0

Project: Fietsburg Voldijk Tilburg
Onderdeel: Liggerdetails
Opdrachtgever: Gemeente Tilburg
STAALBOUW WEELDE INT.

Fase: Uitvoeringsontwerp
Status: DEFINITIEF
Tekening nr.: 7023-UO T-804
Versie: 1.0

C:\PROJECTEN\PR-SWK\OLDLAK\BKUG TILBURG\SWK OVERZICHT\7023-UO-T-801_1.0 AS BUILT.dwg

Maatvoering afgerond op mm. Hierdoor kunnen doorsnematen een mm afwijken

© AUTEURSRECHT VOORBEHOUDEN